
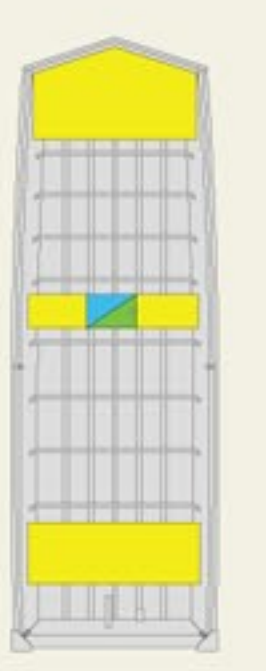
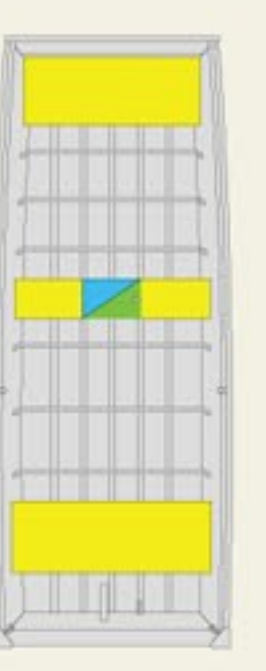
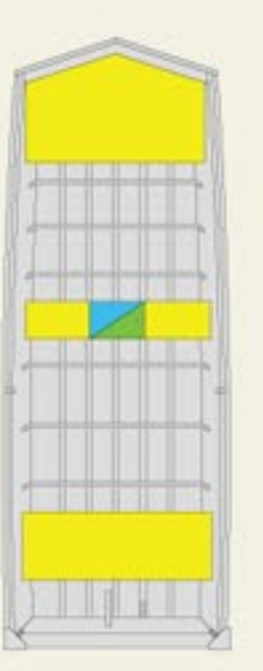
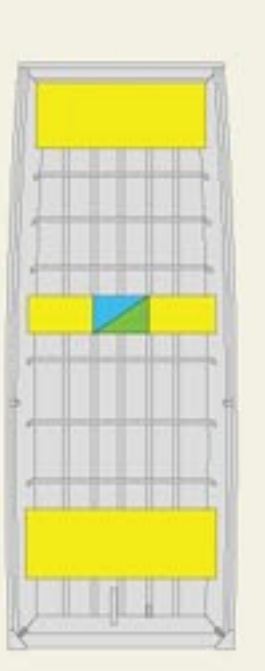
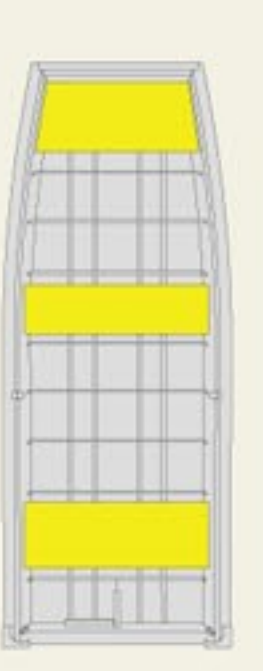
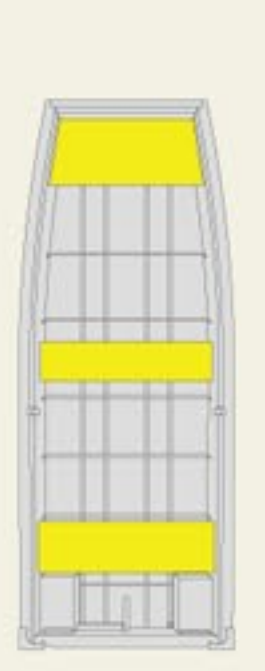
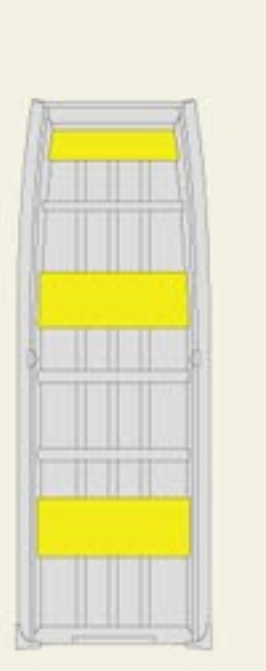
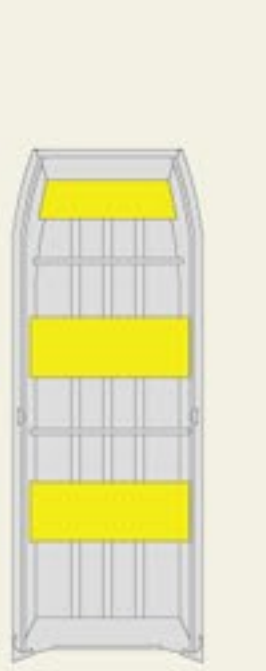


JON BOAT SERIES

EQUIPMENT | OPTIONS | SPECIFICATIONS

::SPECIFICATIONS

	1852MT	1648M	1648	1448M	1448	1436L	1236	1232	1032
									
Length	18'0"	15'10"	15'10"	14'0"	14'0"	14'0"	11'11"	11'10"	10'0"
Beam	75"	70"	70"	70"	70"	57"	56"	48"	48"
Bottom Width	52"	48"	48"	48"	48"	36"	36"	32"	32"
Side Depth	21"	21"	21"	21"	19"	17"	17"	16"	16"
Transom Height	20"	15"/20"	15"/20"	15"/20"	15"/20"	15"	15"	15"	15"
Ribs	10	9	9	7	7	8	6	3	2
Seats	4	3	3	3	3	3	3	3	3
Max. Person Cap.	6	4	4	4	4	3	3	2	2
Max. Person Weight (lb.)	815	555	555	500	500	350	325	295	180
Approx. Weight (lb.)	475	420	420	365	365	145	140	90	80
Max. Weight Cap. (lb.)	1,375	973	973	825	825	552	527	335	275
Maximum HP	45	35	35	25	25	15	10	3	3
Hull Gauge	0.072"	0.072"	0.072"	0.072"	0.072"	0.050"	0.050"	0.050"	0.050"

M: Modified-V bottom | T: Tall transom | L: Lightweight

::STANDARD EQUIPMENT

- Advanced marine-grade 5052-H34 alloy aluminum
- Drain plug
- Durable acrylic finish
- Extruded and coined ribs
- Formed-in keels
- Formed-in spray rails
- Formed transom corner caps
- Gravity-fed livewell/storage (1852, 1648 models)
- Modified-V hull (M models)
- NMMA Certified
- Oar locks
- Stainless steel bow eye (1852, 1648 models)
- Strong cast bow (1) and transom (2) lifting handles

::OPTIONAL EQUIPMENT

- Aluminum floor liner
- Heavy-duty side console
- Spray deflector
- Trolling motor mount
- 20" transom (1648M, 1648, 1448M, 1448)

::COLOR OPTIONS

Durable marine-grade acrylic paint applied with today's most advanced process.



::LIMITED WARRANTY

Bow to Stern Warranty. We are so confident in our superior construction technology that we back every model with our Lund Jon Boat Limited Warranty.

(Not all options available for all models; see your Lund dealer)